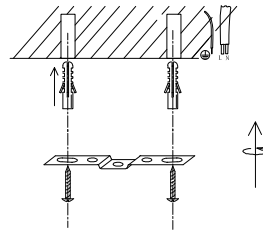
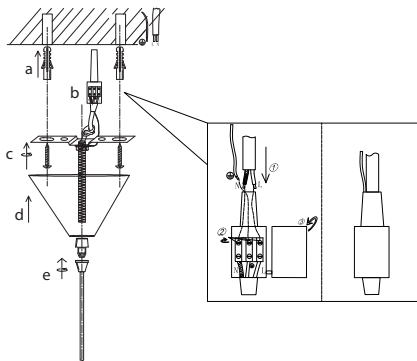


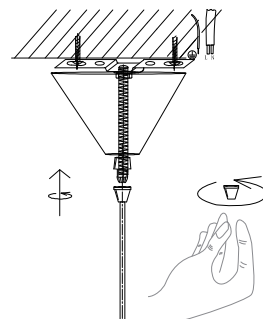
1. Turn off the general switch



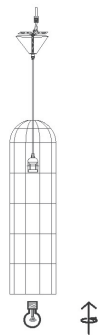
2. Drill holes, apply plastic anchors & screws



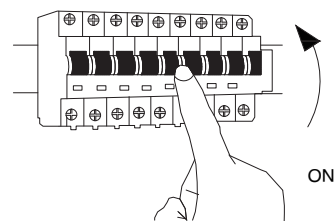
3. Connect the wires



4. Apply the cap by rotate



5. Insert the bulb by rotate



6. Turn on the general switch

