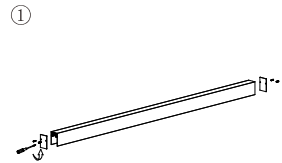


NOVA LUCE

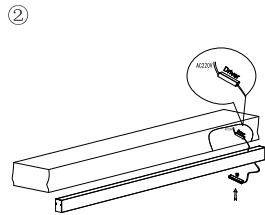
INSTALL

9136135 / 9136140 / 9146147

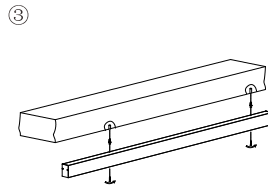
Example of surface installation



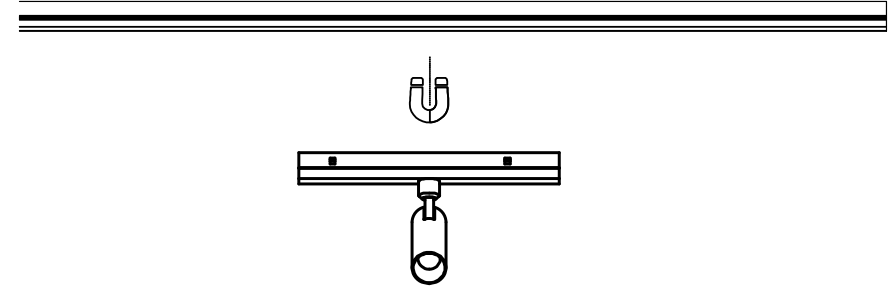
① Tie up screws to assemble parts



② Connect wires & insert the electrical connector

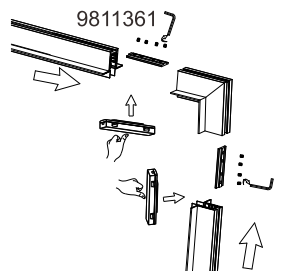
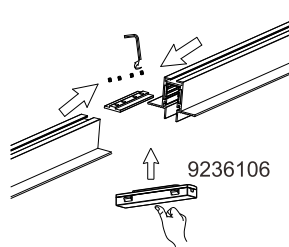


③ Tie up screws to make it stable

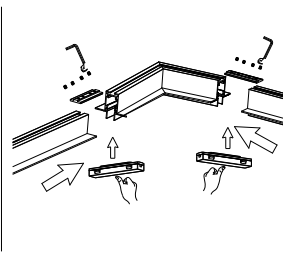


Example of corner installation

9136303 / 9110022
9136290

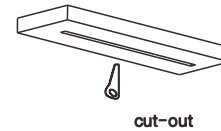


Tie up the screws & insert the connectors



Example of Recessed installation

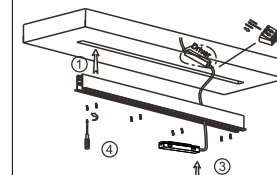
9999101



cut-out

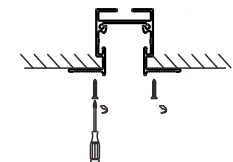
Step:1

Create a CutOut



Step:2

Tie up parts into place & connect wires & the electrical connector



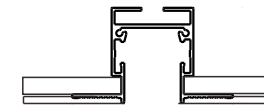
Step:3

Tie up screws



Step:4

Apply a sealer



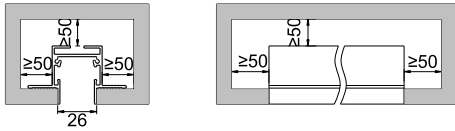
Step:5

Complete the installation fixing the final layer

NOVA LUCE

Example of recessed installation

9136335 / 9136100



<p>①</p> <p>Create a CutOut</p>	<p>②</p> <p>Connect wires</p>	<p>③</p> <p>Fix it in place</p>
<p>④</p> <p>9136111</p> <p>Tie up screws to tie up screws</p>	<p>⑤</p> <p>Connect the electrical connector</p>	<p>⑥</p> <p>Insert it in place</p>
<p>⑦</p> <p>Insert it in the CutOut</p>	<p>⑧</p> <p>Tie up screws to make it stable</p>	<p>⑨</p> <p>Complete the installation</p>
<p>⑩</p> <p>Tie up screws to make it stable</p>	<p>⑪</p> <p>Apply a sealer</p>	<p>⑫</p> <p>Apply paint</p>

Example of hanging installation

9136338 / 9236107 / 9136101

<p>①</p> <p>Make holes</p>	<p>②</p> <p>Apply plastic anchors</p>	<p>③</p> <p>Fix parts into place by rotate</p>
<p>④</p> <p>Tie up screws to assemble them</p>	<p>⑤</p> <p>Connect the track by rotate</p>	<p>⑥</p> <p>Assemble parts by applying screws</p>
<p>⑦</p> <p>9136360</p> <p>Insert the electrical connector into place</p>	<p>⑧</p> <p>9136106</p> <p>Connect wires & connect tracks together by rotate</p>	<p>⑨</p> <p>Complete the installation</p>