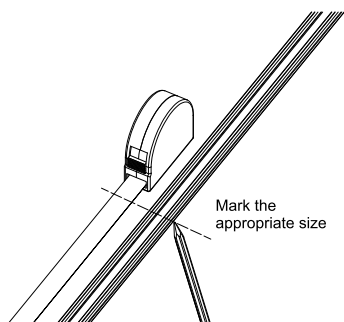


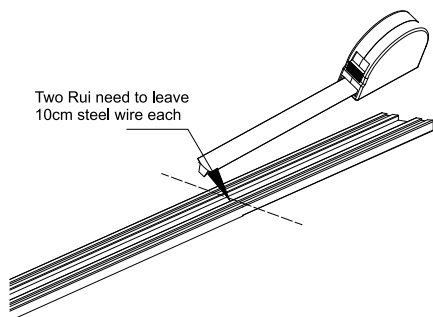
Example of the central power feed installation



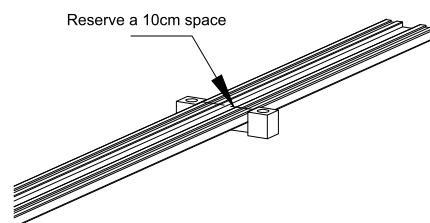
1. Measure the track



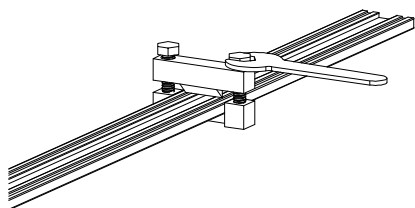
2. Cut it at reserved positions




3. Measure & reserve steel wire



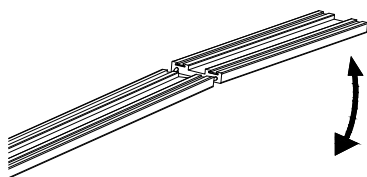
4. Position with a clipper



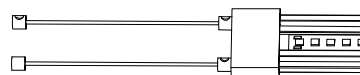
5. Twist the wrench to break the track



6. Avoid cutting it short with steel wire



7. Breaking up & down, pulling out the track



8. Put on the decorative cover & lock the locking wire iron particles