
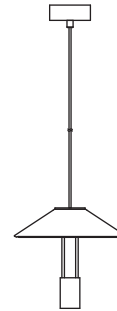


1



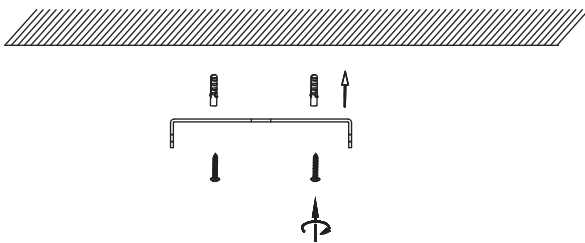
Turn off the General Switch

2



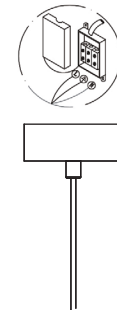
Prepare the light for installation

3



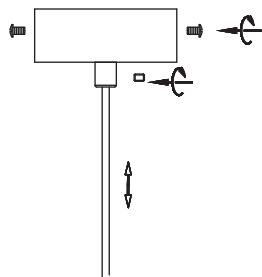
Align, mark & drill hole, apply plastic anchors & tie up the screws

4



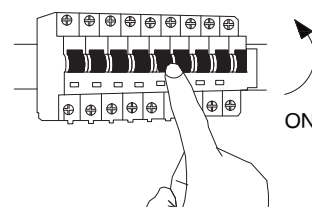
Connect wires

5



Apply side screws & adjust the cable

6



Turn on the General Switch

7

