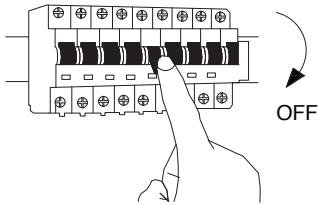


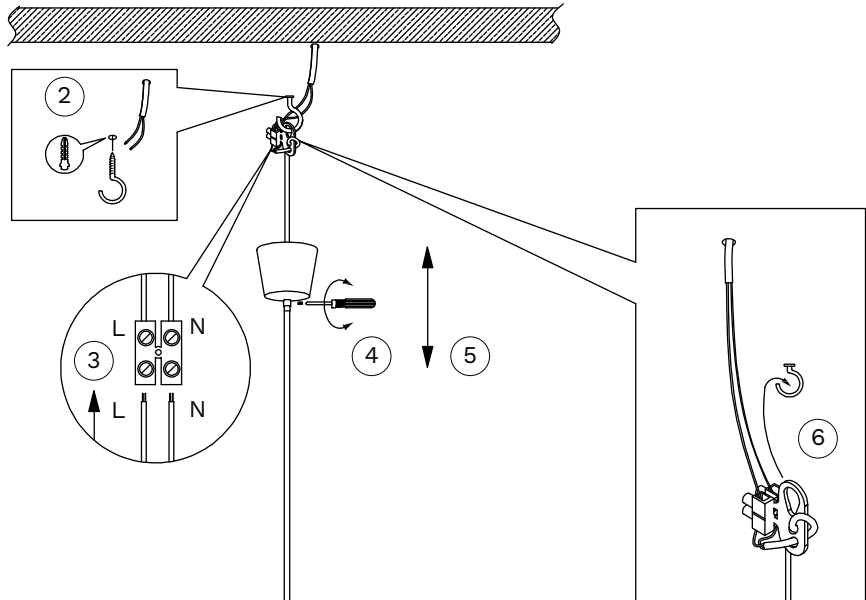
NOVA LUCE

9586532

1




Turn off the general switch

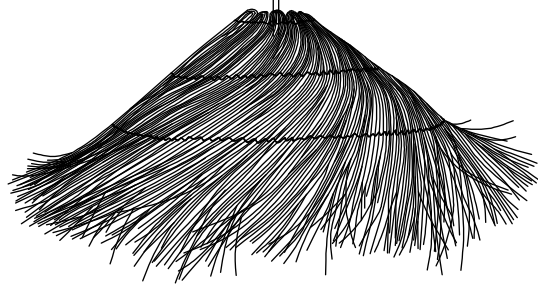


- 2 Apply plastic anchor, place the catch.
- 3 Connect wires
- 4 Apply the screw for the rosette.
- 5 Adjust the height of the cable.
- 6 Hang the notch of the clamp on the hook.
- 7 Screw the bulb


8



Turn on the general switch



7



- Keep the luminaire away from wet or hot surface.
- Don't touch the lamp when it is on.
- In case you need to replace the bulb, please take the plug off and wait for at least 5 minutes for the lamp to cool down.
- Please make sure your hands are dry before you touch the switch.
- Don't change any part of the luminaire by yourself.
- Keep away from children.
- If the external flexible cable or cord is damaged, it should be exclusively replaced by a qualified technician.