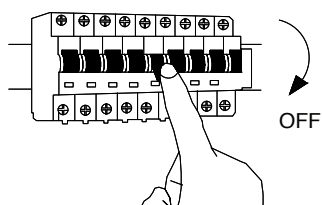
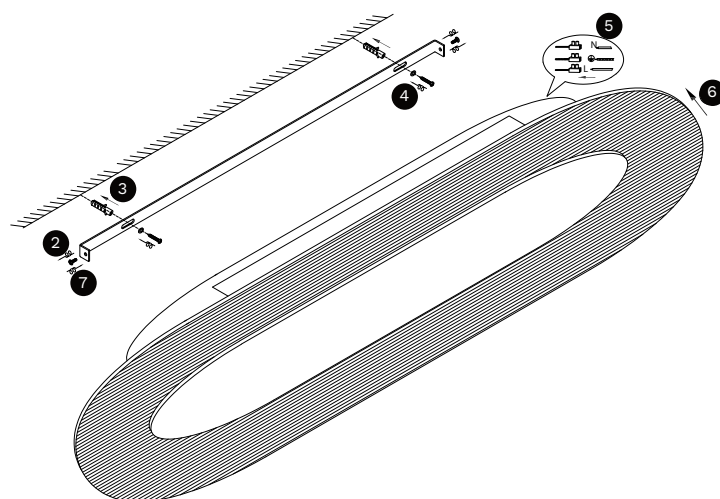



1



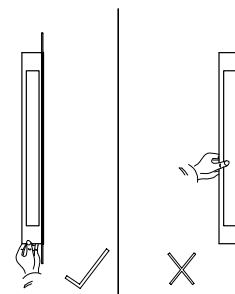
Turn off the general switch



8



Turn on the general switch



Avoid contact with
The prismatic surface

1. Turn off general switch
2. Remove the side screws
3. Drill a holes & Apply plastic anchors
 4. Apply screws
 5. Connect the wires
 6. Put it in place
 7. Apply side screws
8. Turn on the general switch

