
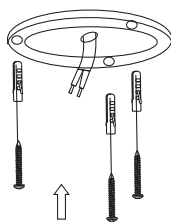


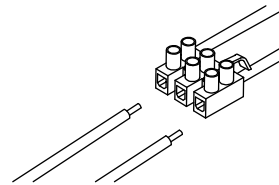
1. Turn off the general switch




2. Mark and drill holes



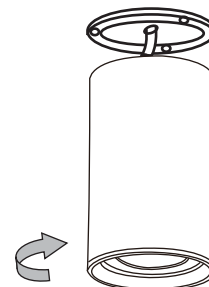
3. Apply the screws



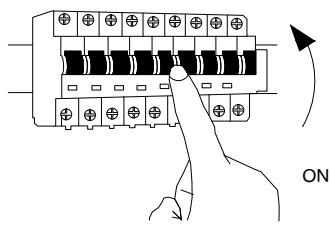
4. Connect the wires



5. Apply the bulb by rotating



6. Apply the product by rotating



7. Turn on the general switch

