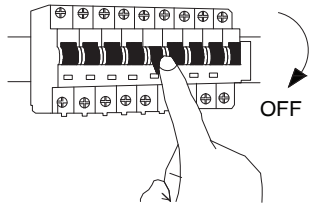
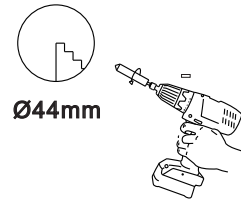


1



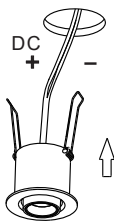
Turn off the general switch

2



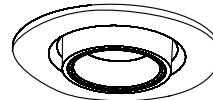
Create a CutOut

3



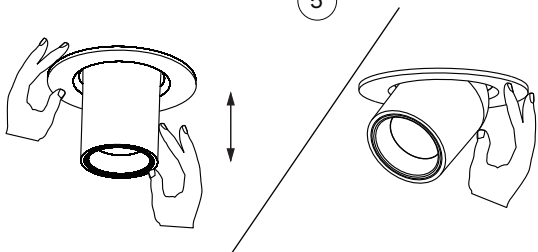
Connect wires & press the brackets

4



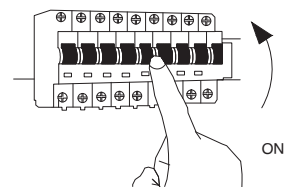
Insert it in place

5



Adjust it in desirable position

6



Turn on the general switch

7

