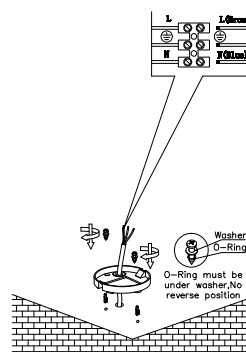
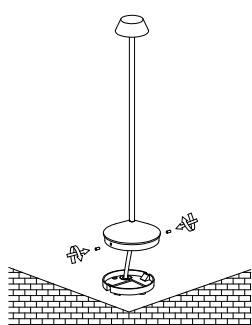


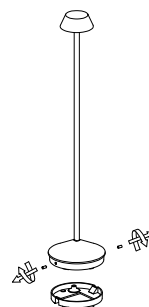
1. Turn off the general switch



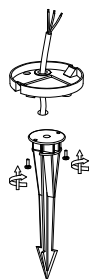
2. Apply screws & connect wires



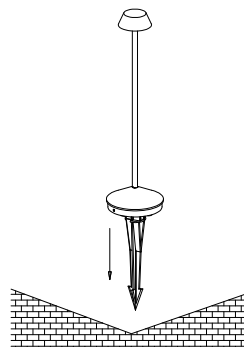
3. Apply side screws



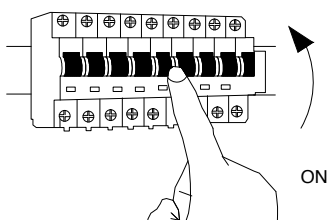
4. Connect the 3 wires



5. Tie up screws



6. Install the lower part



7. Turn on the general switch

