
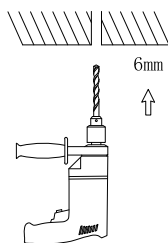


1



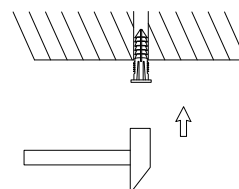
Turn off the general switch

2



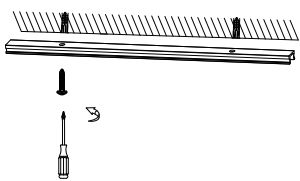
Make holes

3



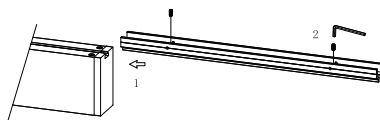
Apply plastic anchors

4




Tie up screws to make it stable

5




Insert it in place & tie up screws

6



Tie up side screws

7



Turn on the general switch

