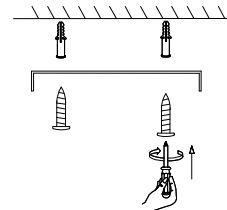
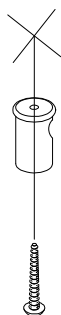


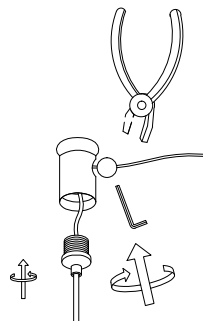
1 Turn off the general switch



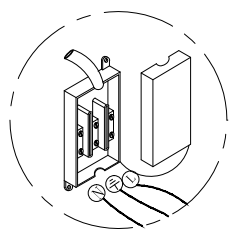
2 Align, Mark, Drill holes & Apply Plastic Anchors With Screws



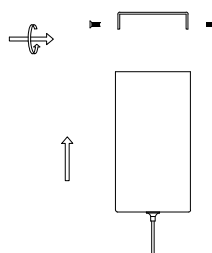
3 Apply Screw On A Hanging Element



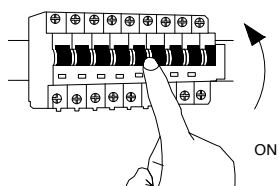
4 By Rotating Fix It In Place & Cut the access wire



5 Connect Wires



6 Apply Side Screws



7 Turn on the general switch

