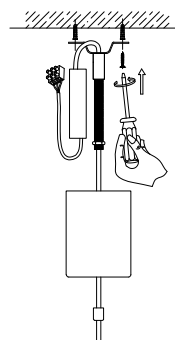
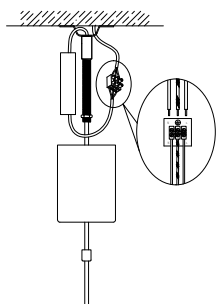


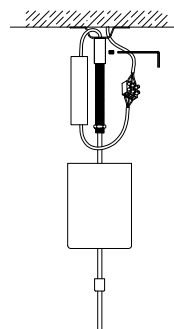
1. Turn off the general switch



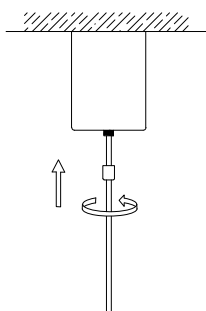
2. Drill holes & apply plastic anchors with screws



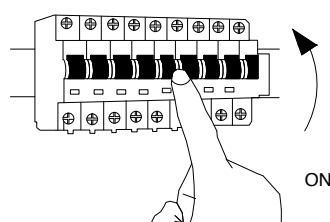
3. Connect the wires



4. Adjust the cable length & fix it in to place
With a screw



5. Push the canopy to the ceiling
& Apply the metal cap by rotating



6. Turn on the general switch

