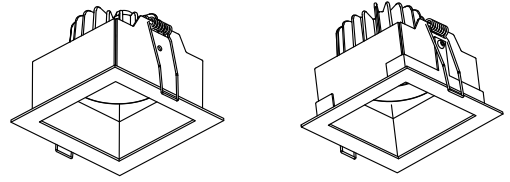




Instruction manual



Code: 8016905

LED 7W/10W

DC 350mA/500mA

Cutout:  78x78mm/  80x80mm



- 1.The installation must be done by competent electricians.
- 2.Product can not be modified.
- 3.Make sure the power has been switched off before installation.
- 4.The product is a class **x** luminaire and shall be connected with a constant current driver according to the specifications in the above sheet.
- 5.When connecting more than one fixture, these are connecting in series, from plus to minus.
- 6.The connection of the luminaire, should be stranded with 0.5mm^2 - 1.5mm^2 conductor.
- 7.The specification for the driver means determines on the voltage and the maximum number of luminaires per loop.
- 8.Power should never be regulated on the secondary side.
- 9.See the installations on the image below.

