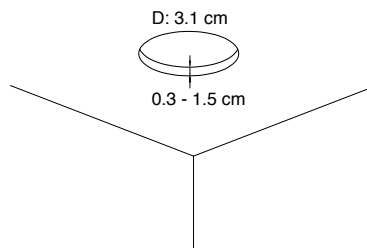
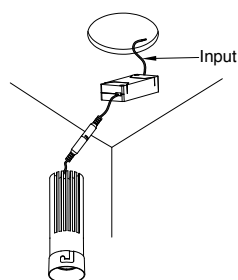


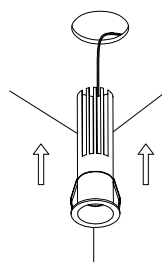
1. Turn off the general switch



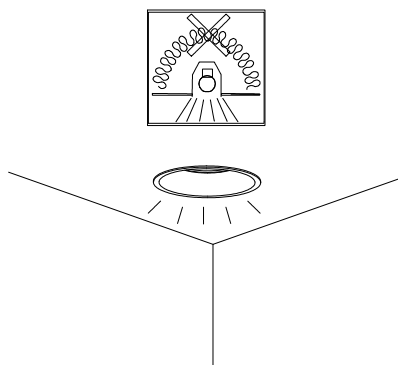
2. Cut out D: 4.5 cm



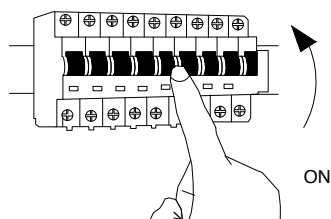
3. Connect the wires



4. Put the product in to place



5. Avoid Covering luminaires with Thermally insulating material



6. Turn on general switch

For Indoor use only
If the cable gets damaged,
Replace it immediately with an help of a professional

The light source of this luminaire in not replaceable.
If the light source brakes down the hole luminaire should be replaced

