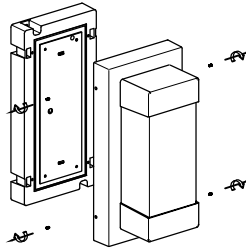
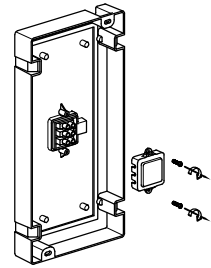


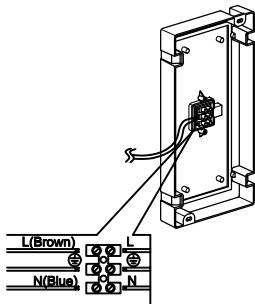
1. Turn off the general switch



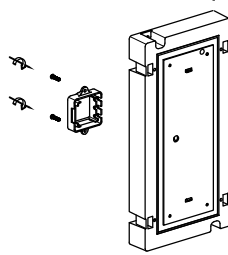
2. Untight the side screws



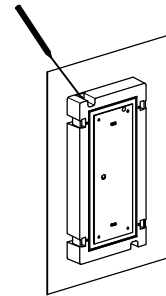
3. Untight the screws to get Better access



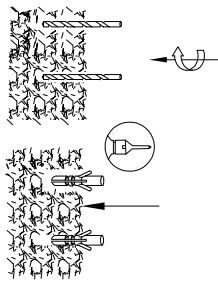
4. Connect the wires



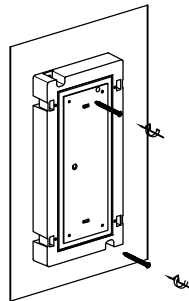
5. Apply the cap



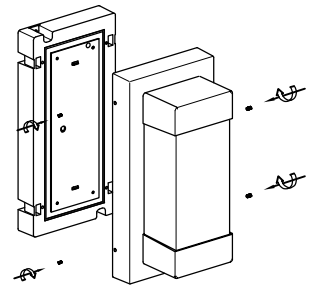
6. Mark the area



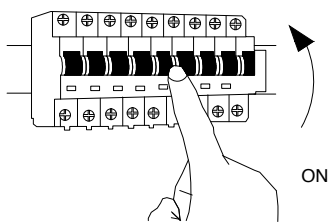
7. Drill on the marked areas & Apply plastic anchors



8. Apply the screws



9. Tight the side screws



7. Turn on the general switch

