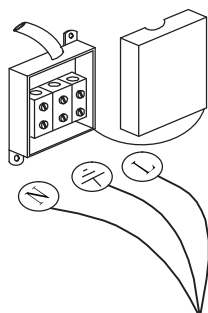


1. Turn off the general switch



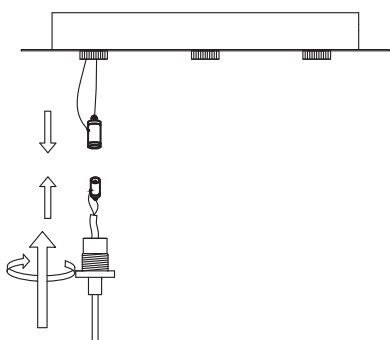
2. Apply plastic anchors & screws



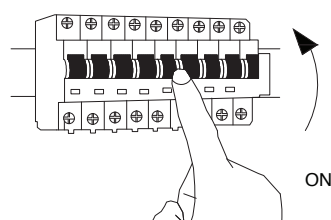
3. Connect the wires



4. Apply the side screws



5. Screw it up to fix it in place



6. Turn on the general switch

