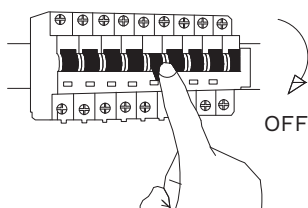
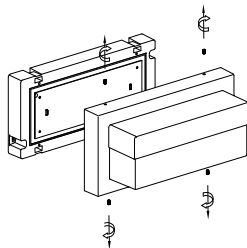


1



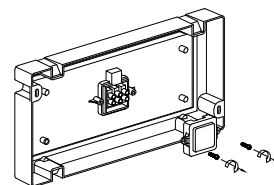
Turn off the general switch

2



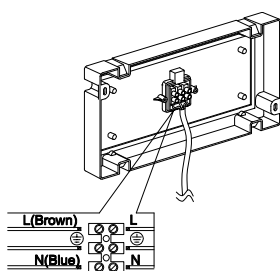
Untie the screws

3



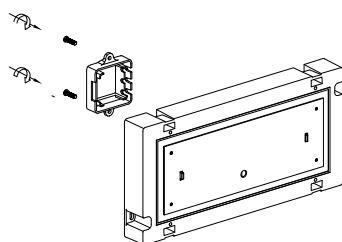
Dismantle parts by untying the screws

4



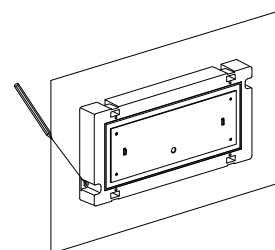
Connect the wires

5



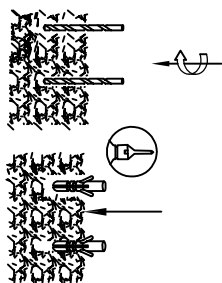
Insert the cap by applying screws

6



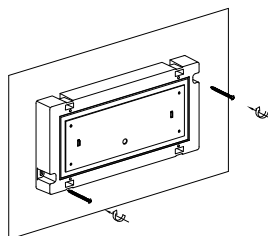
Mark the aerea

7



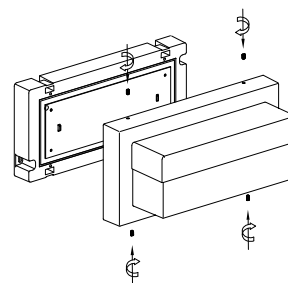
Drill holes & apply plastic anchors

8



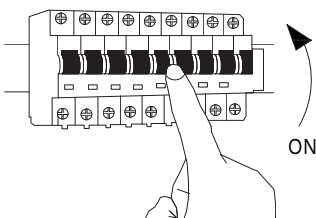
Tie up the screws to make it stable

9



Tie up side screws to fix it into place

10



Turn on the general switch

