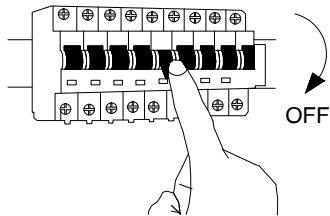
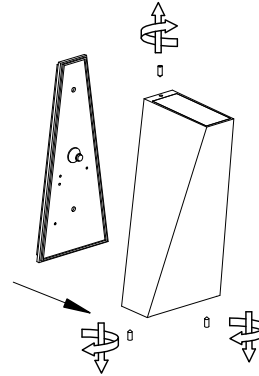


1



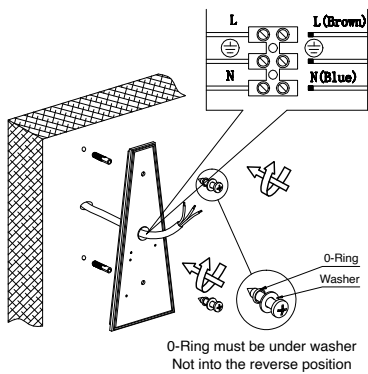
Turn off the general switch

2




Untie side screws to remove the cup

3



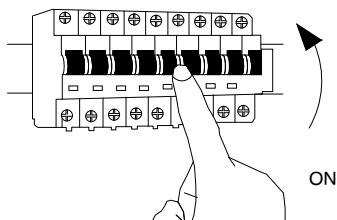
Install cable & apply anchors with screws to make base stable & connect wires

4



Apply side screws to put it in place

5



Turn on the general switch

6

