
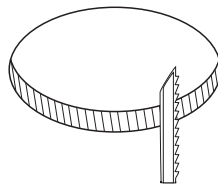


1



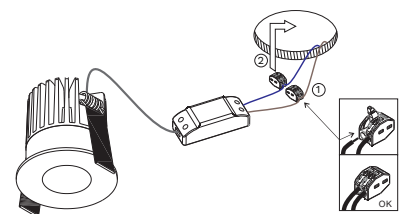
Turn off the general switch

2



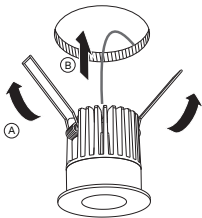
Drill Hole D:5.5 cm

3




Connect the wires

4



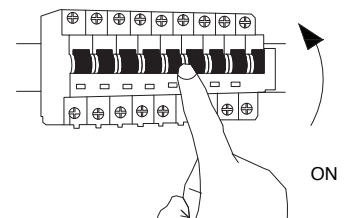
Apply the product in to place

5



Avoid using cables on top of the product

6



Turn on the general switch

