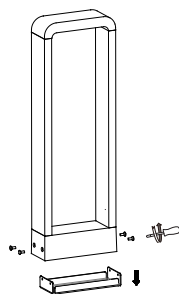


1



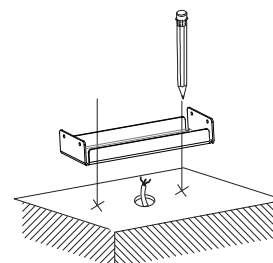
Turn off the general switch

2



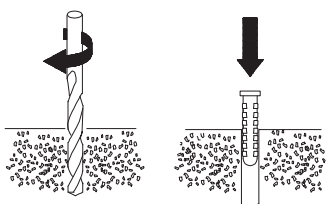
Dismantle the product

3



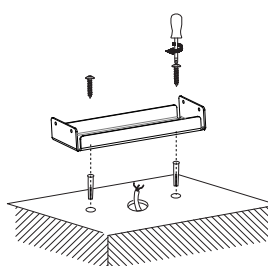
Align & mark where to drill

4



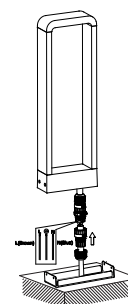
Drill holes & apply
Plastic anchors

5



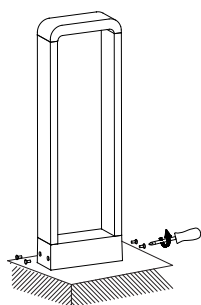
Apply screws

6



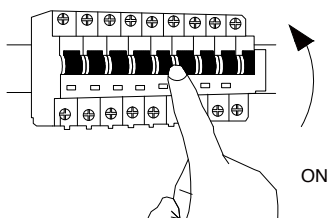
Connect wires

7



Apply side screws

8



Turn on general switch

