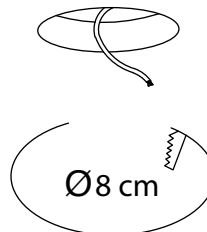
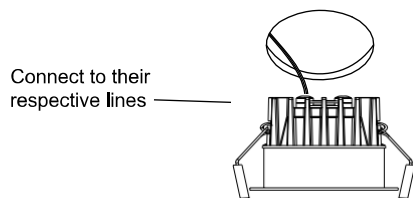


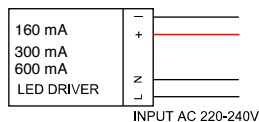
1. Turn off the general switch



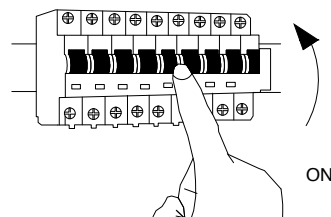
2. Create a cut out on the wall



Connect to their respective lines



3. Connect wires of the driver



4. Turn on the general switch

