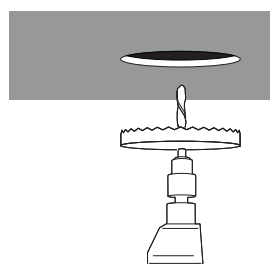
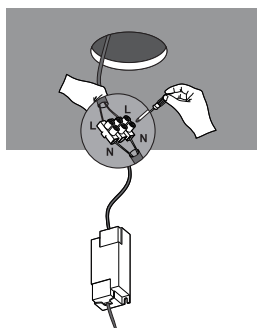


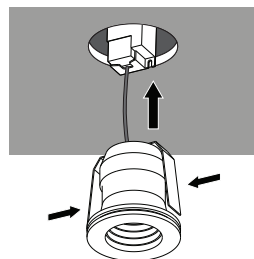
1. Turn off the general switch




2. Make a hole D: 2.5 cm



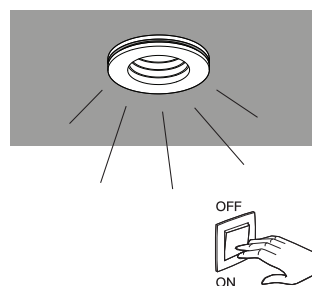
3. Connect the wires



4. Place the product into place



5. Turn on the general switch



6. Control switch ON / OFF