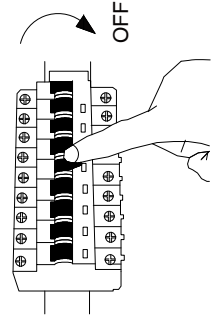
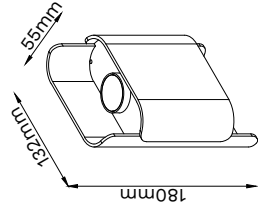


1



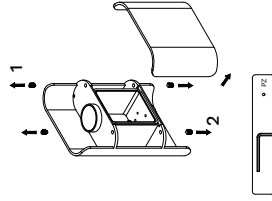
Turn off the General Switch

2



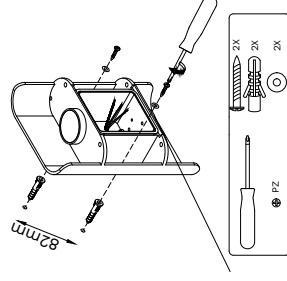
Separate parts

3



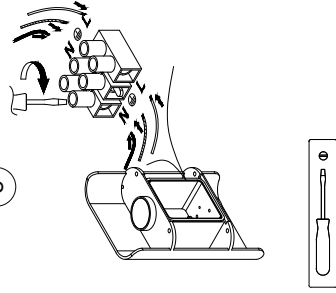
Separate parts by untying the side screws
& by removing the cap

4



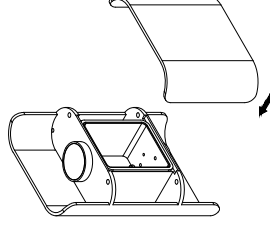
Mark & drill holes, apply plastic anchors
& tie up screws

5



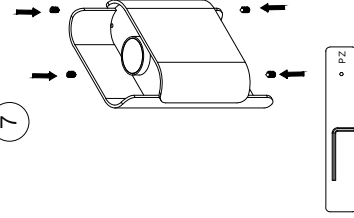
Connect wires

6



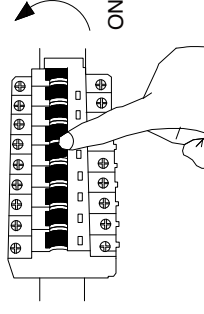
Apply the cap

7



Apply the side screws by rotating

8



Turn on the General Switch

