
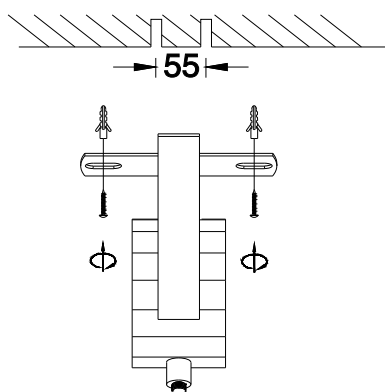


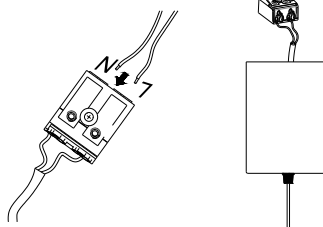
1. Turn off the general switch




2. By rotating, break it apart



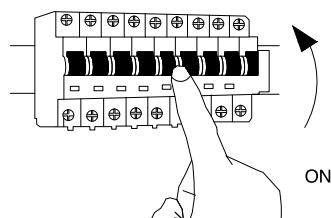
3. Align, mark and drill holes
To apply the screws



4. Connect the wires



5. By rotating fix it in
To place



6. Turn on the general switch

