


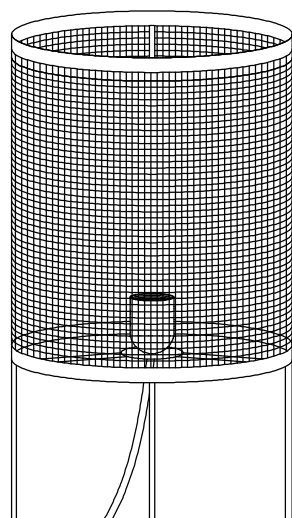

NOVA LUCE

9586538

①



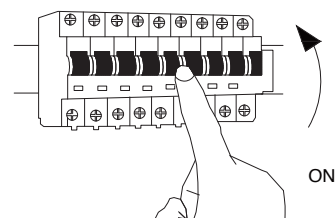
Turn off the general switch



② Place an E27 bulb in the socket .

③ Screw the bulb .

④



Turn on the general switch



- Keep the luminaire away from wet or hot surface.
- Don't touch the lamp when it is on.
- In case you need to replace the bulb, please take the plug off and wait for at least 5 minutes for the lamp to cool down.
- Please make sure your hands are dry before you touch the switch.
- Don't change any part of the luminaire by yourself.
- Keep away from children.
- If the external flexible cable or cord is damaged, it should be exclusively replaced by a qualified technician.