
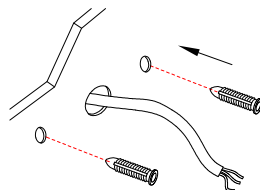


1



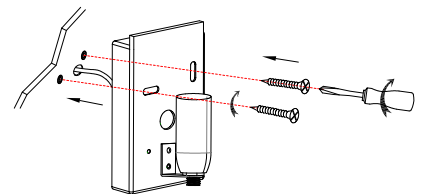
Turn off the general switch

2



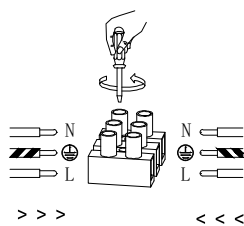
Drill holes & apply plastic anchors

3



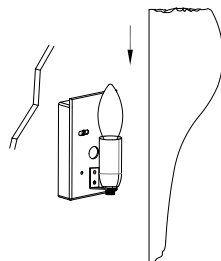
Apply the screws

4



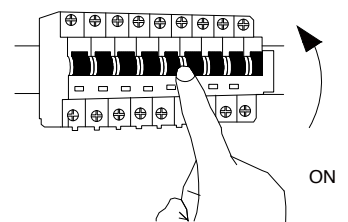
Connect the wires

5



Apply the part

6



Turn on the general switch

