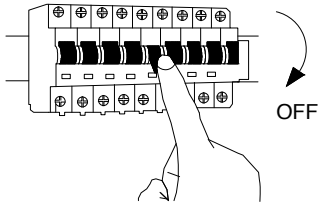
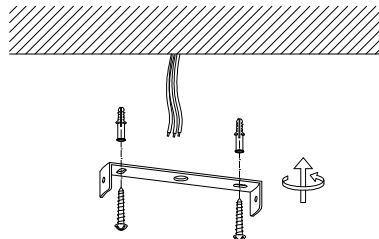


1




Turn off the general switch

2



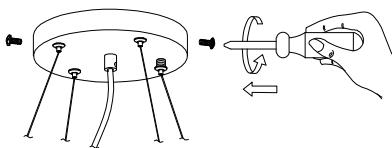
Drill holes
Apply plastic anchors with screws

3



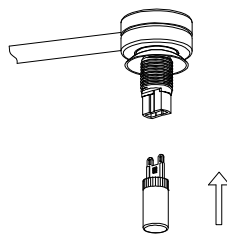
Connect the wires

4



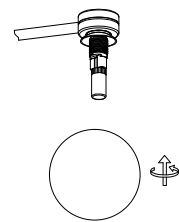
Tie up side screws
to make it stable

5



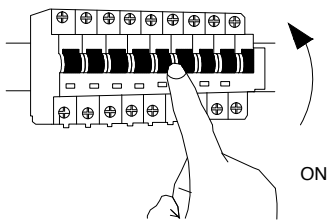
Apply the bulbs

6



Apply the glasses into place
by rotate

7



Turn on the general switch

