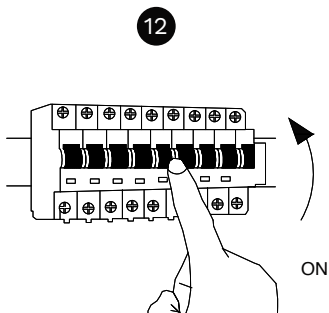
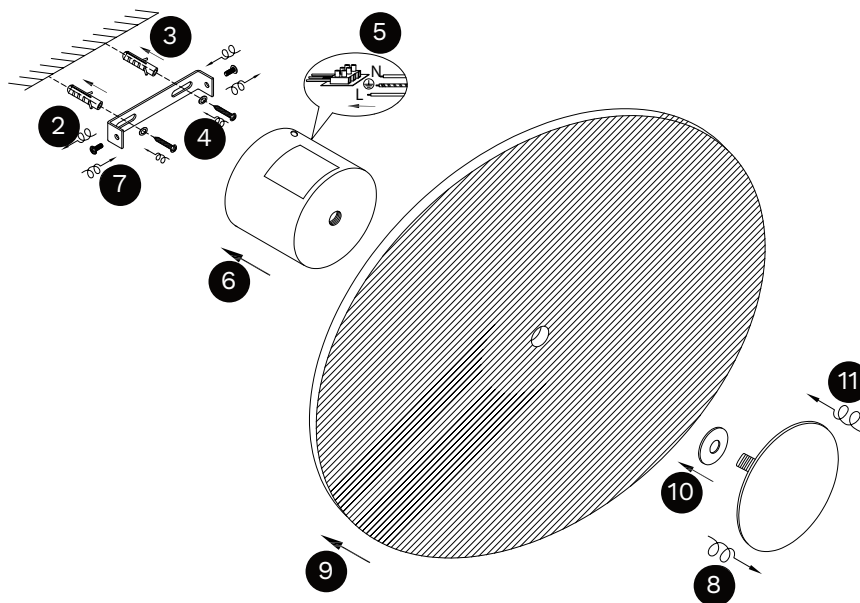
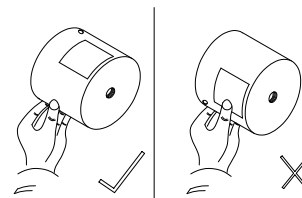


Turn off the general switch



Turn on the general switch



Avoid contact with
The prismatic surface

1. Turn off general switch
2. Remove the side screws
3. Drill a holes & Apply plastic anchors
4. Apply screws
5. Connect the wires
6. Apply the element in to place
7. Apply the side screws
8. Remove the element
9. 10. 11. Apply the elements in to place
12. Turn on general switch

